



NoFloods™
By Environment Solutions




NOFLOODS **EASYWALL™**

PRODUCT CATALOGUE 2024-2025

A next-generation solution of Boxwall and L-shaped Barriers—
modular, self-anchoring, and built for today's urban challenges

TABLE OF CONTENTS

- 01 Product Catalogue 2024-2025
- 02 NoFloods EasyWall Features and Benefits
- 03 NoFloods EasyWall Models
- 04 Installation Guide
- 05 NoFloods EasyWall Applications
- 06 Contact us



NoFloods EasyWall

Strength in Water, Security in Design

A new benchmark in the category of Boxwall and L-shaped Barriers, the NoFloods EasyWall offers a fast, tool-free flood protection solution designed for urban environments.

Its modular, freestanding design allows quick deployment across various surfaces, using floodwater itself to anchor securely in place—no pumps or mechanical equipment required. In windy conditions, temporary ballast can be added for extra stability.

Its stackable, lightweight design ensures efficient transport, compact storage, and fast deployment without the need for specialized personnel.

The system includes specialized inward and outward corner modules for smooth transitions around bends, ensuring structural integrity and alignment in complex configurations.

Each module, available in widths from 70 cm to 1 meter, connects easily to form a continuous, adaptable barrier. While connection mechanisms vary slightly between models, the assembly principle remains consistent.

Optimized for urban environments and hard surfaces like asphalt, the Easywall can also be deployed on uneven or soft ground—including grass, gravel, and sand—thanks to its FIN model's detachable soft membrane or the optional NoFloods Membrane for enhanced seepage control.



NoFloods EasyWall

Features & Benefits

The NoFloods EasyWall provides flexibility and versatility with its range of heights, allowing for efficient water containment up to 108 centimeters.



Material & Structure

Made from high quality ABS plastic and Injection molded with UV Protection ensure safe usage temperature of - 20 to + 35 ° C.



Rapid Deployment

The intuitive design with its quick Easy-Connect locking mechanism units allows for rapid deployment.



Light weight

Each unit weighs just 4–13 kg, depending on model and height—making installation quick and easy.



Protection

The integrity of NoFloods EasyWall ensures efficient protection against flood water.



Sealing Off Leakage

The foam on the bottom of the NoFloods EasyWall increases the friction and creates a seal against the installation surface minimising the risk of potential leakage.



Optimised Storage

The compact and stackable design of the NoFloods EasyWall ensures that the barrier takes up minimal storage space.



Infinite Connection

The NoFloods EasyWall can be extended infinitely. Additionally models of different height can be connected using the NoFloods Membrane creating a barrier tailored to the specific need.



Sustainable

Due to the high quality ABS plastic with UV protection the NoFloods EasyWall can be reused again and again.


The NoFloods EasyWall is designed and manufactured using high-quality ABS plastic and advanced production technology, ensuring uniform construction and optimal compression stability. This precision-engineered process guarantees the structural integrity of each barrier, making it highly resistant to deformation or failure during use.

NoFloods EasyWall


Models 50

The NoFloods EasyWall offers various protection heights and models tailored to your specific installation environment. For uneven surfaces, we recommend using the NoFloods membrane.

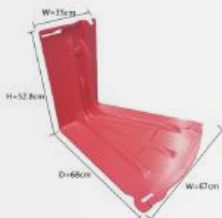
NoFloods EasyWall S50




**NoFloods EasyWall S50-ST
BW-DZ50 Straight module**
W 70.5 cm x D 68 cm x H 52.8 cm
Weight: 4.1 kg \pm 2%
Protection Height: 50 cm



**NoFloods EasyWall S50-IN
BW-DI50 Inward corner module**
W 55-22 cm x D 68 cm x H 52.8 cm
Weight: 2.8 kg \pm 2%
Protection Height: 50 cm




**NoFloods EasyWall S50-OU
BW-DO50 Outward corner module**
W 67-35 cm x D 68 cm x H 52.8 cm
Weight: 2.7 kg \pm 2%
Protection Height: 50 cm




**NoFloods EasyWall S50-EN
BW-DB50 End module - Left and Right**
W 39 cm x D 68 cm x H 50 cm
Weight: 3.5 kg \pm 5%
Protection Height: 50 cm


NoFloods EasyWall T50



**NoFloods EasyWall T50-ST
BW-DZ43 Straight module**
W 70.5 cm x D 68 cm x H 52 cm
Weight: 4.4 Kg
Protection Height: 50 cm



**NoFloods EasyWall T50-IN
BW-DI43 Inward corner module**
W 68-36 cm x D 68 cm x H 52 cm
Weight: 3.7 kg
Protection Height: 50 cm



**NoFloods EasyWall T50-OU
BW-DO43 Outward corner module**
W 40-73 cm x D 68 cm x H 52 cm
Weight: 3.1 kg
Protection Height: 50 cm



**NoFloods EasyWall T50-EN
BW-DB43 End module - Left and Right**
W 28 cm x D 68 cm x H 52 cm
Weight: 6.9 kg \pm 5%
Protection Height: 50 cm

Determining the Number of NoFloods EasyWalls Required S50 and T50

When connected, each NoFloods EasyWall overlaps by 4-9 cm, depending on the model and angle. Angled pieces add length but are mainly for turns or obstacles and shouldn't be included in the total barrier length. See the following examples for straight-line deployment:

To make a 10 meter NoFloods EasyWall Barrier : Use 16 pieces of S50 or 16 pieces of T50

To make a 20 meter NoFloods EasyWall Barrier : Use 32 pieces of S50 or 32 pieces of T50

To make a 30 meter NoFloods EasyWall Barrier Use 48 pieces of S50 or 48 pieces of T50

NoFloods EasyWall

Models 55-60

The recommended water retention height is 2 cm below the barrier's top. For example, the NoFloods EasyWall D55 Fin protects up to 53 cm, while the S110 model safeguards against water levels up to 108 cm.

NoFloods EasyWall D55 FIN



**NoFloods EasyWall D55F-ST
BW-FZ90 Straight module**
W 90 cm x H 55 cm x D 75 cm
Weight: 5.5 kg
Protection Height: 53 cm




**NoFloods EasyWall D55F-IN
BW-FE90 Inward corner module**
W 85-195 cm x H 55 cm x D 64 cm
Weight: 7.4 kg
Protection Height: 53 cm



**NoFloods EasyWall D55F-OU
BW-FA90 Outward corner module**
W 95-190 cm x H 55 cm x D 62 cm
Weight: 7.4 kg
Protection Height: 53 cm

NoFloods EasyWall S60




**NoFloods EasyWall S60-ST
BW-DZ60 Straight module**
W 95 cm x H 60 cm x D 75 cm
Weight: 7.2 kg
Protection Height: 58 cm



**NoFloods EasyWall S60-IN
BW-DN60 Inward corner module**
W 21-54 cm x H 60 cm x D 75 cm
Weight: 3.0 kg
Protection Height: 58 cm



**NoFloods EasyWall S60-OU
BW-DW60 Outward corner module**
W 34-65 cm x H 60 cm x D 75 cm
Weight: 3.1 kg
Protection Height: 58 cm



**NoFloods EasyWall S60-EN
BW-DB61 End module - Left and Right**
W 30cm x H 60 cm x D 75 cm
Weight: 3,6 kg \pm 5%
Protection Height: 58 cm

Determining the Number of NoFloods EasyWalls Required D55 FIN and S60

When connected, each NoFloods EasyWall overlaps by 4-9 cm, depending on the model and angle. Angled pieces add length but are mainly for turns or obstacles and shouldn't be included in the total barrier length. See the following examples for straight-line deployment:

To make approximately 10 meter NoFloods EasyWall Barrier: Use 12 pieces of D55 FIN or 11 pieces of S60

To make approximately 20 meter NoFloods EasyWall Barrier: Use 24 pieces of D55 FIN or 22 pieces of S60


To make approximately 30 meter NoFloods EasyWall Barrier: Use 36 pieces of D55 FIN or 33 pieces of S60

NoFloods EasyWall

Models 75-80

The NoFloods EasyWall features specialised inward and outward corner modules that ensure optimal alignment and stability when forming curves and bends. To create a 90-degree turn, three corner modules are required, ensuring a precise and stable connection.

NoFloods EasyWall S75




**NoFloods EasyWall S75-ST
BW-DZ80 Straight module**
W 100 cm x D 85 cm x H 75 (83)cm
Weight: 9.6 kg \pm 2%
Protection Height: 73 cm



**NoFloods EasyWall S75-IN
BW-DI80 Inward corner module**
W 59-21 cm x D 85 cm x H 75 cm
Weight: 3.8 kg \pm 2%
Protection Height: 73 cm



**NoFloods EasyWall S75-OU
BW-DO80 Outward corner module**
W 71-34 cm x D 85 cm x H 75cm
Weight: 3.8 kg \pm 2%
Protection Height: 73 cm




**NoFloods EasyWall S75-EN
BW-DB80 End module - Left and Right**
W 30 cm x D 85 cm x H 75 cm
Weight: 3.5 kg \pm 5%
Protection Height: 73 cm

NoFloods EasyWall T80



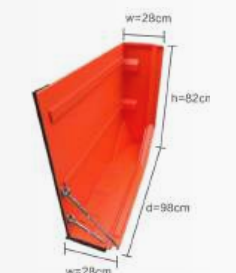
**NoFloods EasyWall T80-ST
BW-DZ20 Straight module**
W 70.5 cm x D 98 cm H 83 cm
Weight: 7.7 kg
Protection Height: 81 cm



**NoFloods EasyWall T80-IN
BW-DI20 Inward corner module**
W 84.5-48 cm x D 101 cm x H 83 cm
Weight: 5.8 kg
Protection Height: 81 cm



**NoFloods EasyWall T80-OU
BW-DO20 Outward corner module**
W 48-86 cm x D 98 cm x H 82 cm
Weight: 4.3 kg
Protection Height: 81 cm



**NoFloods EasyWall T80-EN
BW-DB20 End module - Left and Right**
W 28 cm x D 98 cm x H 82 cm
Weight: 11.5 kg \pm 5%
Protection Height: 80 cm

Determining the Number of NoFloods EasyWalls Required S75 and T80

When connected, each NoFloods EasyWall overlaps by 4-9 cm, depending on the model and angle. Angled pieces add length but are mainly for turns or obstacles and shouldn't be included in the total barrier length. See the following examples for straight-line deployment:

To make approximately 10 meter NoFloods EasyWall: Use 11 pieces of S75 or 16 pieces of T80

To make approximately 20 meter NoFloods EasyWall: Use 22 pieces of S75 or 32 pieces of T80

To make approximately 30 meter NoFloods EasyWall: Use 33 pieces of S75 or 48 pieces of T80

NoFloods EasyWall

Models 100-110

The modular system allows for quick setup and takedown, enabling easy adjustments and reconfiguration as needed. This flexibility ensures that the barrier can be deployed and removed with minimal effort, saving time and resources while offering reliable protection when and where it's needed.

NoFloods EasyWall D100 FIN



**NoFloods EasyWall D100F-ST
BW-FZ10 Straight module**
W 105 cm x H 100 cm x D 110 cm
Weight: 14.5 kg
Protection Height: 98 cm

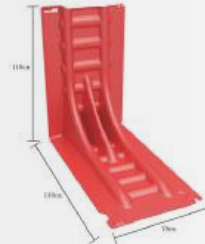


**NoFloods EasyWall D100F-IN
BW-FE10 Inward corner module**
W 95-256 cm x H 100 cm x D 120 cm
Weight: 18 kg
Protection Height: 98 cm



**NoFloods EasyWall D100F-OU
BW-FA10 Outward corner module**
W 302 cm x H 100 cm x D 145 cm
Weight: 18 kg
Protection Height: 98 cm

NoFloods EasyWall S110



**NoFloods EasyWall S110-ST
BW-DZ30 Straight module**
W 70 cm x D 130 cm x H 110 cm
Weight: 13.0 kg \pm 2%
Protection Height: 108 cm

Determining the Number of NoFloods EasyWalls Required D100 FIN and S110

When connected, each NoFloods EasyWall overlaps by 4-9 cm, depending on the model and angle. Angled pieces add length but are mainly for turns or obstacles and shouldn't be included in the total barrier length. See the following examples for straight-line deployment:

To make approximately 10 meter NoFloods EasyWall: Use 11 pieces of D100 FIN or 16 pieces of S110

To make approximately 20 meter NoFloods EasyWall: Use 21 pieces of D100 FIN or 32 pieces of S110

To make approximately 30 meter NoFloods EasyWall: Use 33 pieces of D100 FIN or 48 pieces of S110



Installation Guide

Deployment, Extension & After Use

1

Barrier Orientation

Each NoFloods EasyWall module has a defined top and bottom to ensure proper setup. Visual cues, such as shape, markings, or labeling, help indicate the upright position. Ensuring correct orientation is essential for stability and smooth connection with adjacent modules.

2


Connection of units

To connect modules, begin by placing the first EasyWall unit in position. Tilt the next unit slightly, align the bottom connectors, then lower it into place and secure the top connection. While locking details may vary slightly between models, the overall connection process remains the same.



Continue connecting the units to achieve the desired barrier length and configuration. The NoFloods EasyWall locking mechanisms allow for easy adjustments, ensuring a secure and flexible setup. For turns, the inward and outward corner modules provide a stable and precise solution, while the barrier can be neatly finished with an end module.

Example of top locking mechanism



To disassemble the NoFloods EasyWall, start at the end unit. Depending on the model, you may need to unlock the top connection first. Then, simply lift and tip each unit to detach it from the next.





APPLICATIONS





CONTACT



Hareskovvej 17i
4400 Kalundborg, Denmark



+45 537 920 87



+4570707482



info@nofloods.com



www.nofloods.com
www.boxwall.com